

iLamp Roadmap for India

This document covers information required to build a road map to commercial viability for the iLamp territorial license for India.



India Population

1.408 Billion

GDP

\$3.176 Trillion

Transportation &
Infrastructure Budget

\$14.3 Billion

India represents an immense potential market for iLamp, particularly given the government's proactive stance towards revitalizing aging infrastructure, addressing regions lacking infrastructure, and a commitment to leapfrogging to advanced, sustainable solutions. With an impressive budget of over \$14 billion earmarked for transportation infrastructure this year, India demonstrates a substantial commitment to modernization and sustainability.

iLamp.com
ILOCX.com/iLamp



Follow us
[@officialilamp](https://www.instagram.com/officialilamp)

ConFlowPower.com
Batteryware.com
PowerasaService.com
Droneready.com
Investinbatteries.com
ILOcasestudy.com

India represents a vast potential market for the adoption of iLamp, as it actively advances towards its environmental, clean energy, carbon reduction, and safety goals. These include ambitious targets for enhancing energy efficiency, reducing carbon emissions, and improving road safety. iLamp fits precisely within India's strategies to boost energy efficiency, cost savings, and public safety, all essential facets of the country's aim to mitigate climate change and foster sustainable development.

Exclusive License for iLamp in India

In line with the escalating awareness of energy efficiency, India's government initiatives are endorsing the use of sustainable technologies and propelling the digital transformation of urban infrastructure. As energy savings, cost reduction, and improved safety take precedence, the demand for smart lighting solutions such as iLamp is set to increase.

iLamp, a modular, self-powered streetlight system, enables the integration and upgrade of various technologies. Its flexibility ensures that the streetlight infrastructure remains contemporary and cost-effective, addressing current needs and preparing for future demands. Crucially, iLamp significantly contributes to safer cities, aligning with India's initiatives like the Smart Cities Mission and Vision Zero policy, aimed at drastically reducing traffic fatalities and enhancing public safety. Through providing reliable, low-cost lighting and facilitating real-time monitoring and data collection for traffic management and emergency response, iLamp supports India's data-driven approach to creating safer, more sustainable urban environments.

The ongoing smart city initiatives in India, bolstered by the government's ambitious environmental, energy efficiency, and safety goals, present substantial opportunities for iLamp to be incorporated into urban planning and infrastructure projects. By optimising resources, ensuring public safety, and improving city-wide energy efficiency, iLamp stands as a significant contributor to India's progressive sustainability and safety objectives.



Creativity is the power to correct the seemingly unconnected.

- Nikola Tesla

Overview

Reservation fee

\$100,000 - PAID

You receive post-payment:

- 1 year option to buy territory
- Roadmap + financial model
- Localised website
- Media pack, images, videos, etc
- ILOCX Listing

Funding by 

**subject to approval*

\$5,700,000

License Fee

\$6,000,000

Amount payable to exercise option and receive territorial license

\$300,000

You receive after payment:

- Territorial license
- Demo pole shipped & installed
- Sub-licensing rights*

Price Breakdown

The Northeast Energy Efficiency Partnerships (NEEP) organisation provides an estimation formula for the number of public streetlights in a region based on its population. In India there are currently 35 million, using this formula it is estimated to grow to 122,496,000 as infrastructure matures, reflecting the rapid urbanization and development taking place in the country.

This projection highlights a significant opportunity for businesses in the lighting industry, particularly those focused on energy-efficient and sustainable solutions.

The potential growth in the number of streetlights is 87,496,000.

If iLamp India were to capture 1% of this market growth, that would represent: 874,960 streetlights. At a price of \$9,000 per lamp, the total sales would be over \$7.8 billion with a gross profit of over \$3.9 billion by the territory if the license holder is buying lamps from iLamp HQ or more if manufacturing their own lamps. This does not account for Power As A Service, or additional module based revenue generated by the poles, additionally it does not include the private market for lights on privately held carparks, campuses,

etc, nor does it include revenue made selling promotional, distribution or sub-licenses.

Priced at \$20m this license represents under 0.25% of just 1% of the Indian streetlighting market,

Deal Breakdown

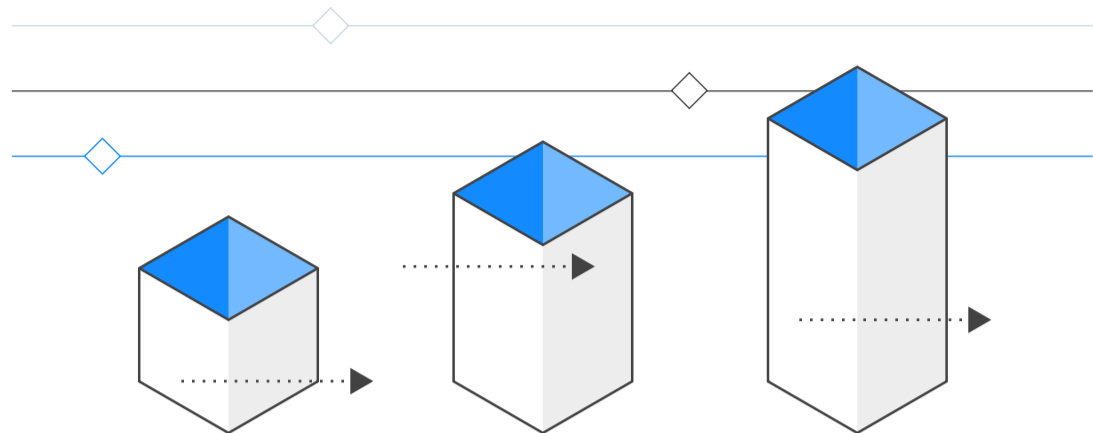
Steps to enhancing value and recurring revenue

1. Reserve the territory by purchasing 10,000 Class II units of iLamp (cost \$100,000)
2. Purchase exclusive license in India for \$20,000,000, pay \$300,000 on signing and the remainder in a note payable on share of revenue and capital raised at a zero coupon for the entire term of the note. You will get an exclusive license for Texas, a pilot pole installed, a localized iLamp.com website (see example here <https://Oregon.iLamp.com>), a listing on ILOCX for your local fundraising and promotion.
3. A more detailed roadmap with all supporting documentation and training.
4. The ability to sell sub-licences within your territory subject to approval from Cede Capital.
5. You pay iLamp HQ 5% of all revenue and 20% of the PaaS revenue you generate.
6. Repeat what CPG has done in California and now in 9 other States in the USA: agree to a pilot installation for iLamp. Get a contract for installation and gain 20% of the PaaS revenue from each iLamp year- on-year.

Three steps to faster returns (Alternative option)

1. Buy \$1 million of iLamp license units at current price, and move to step 3 above. The result will be a double in the value of your units before your local license is listed.
2. List on ILOCX and gain local support.
3. On signing we commit to supplying a sample iLamp to install in a strategic location and all other benefits. The \$1m iLamp license units purchase counts against the note as paid which has a large and positive impact on your opening balance sheet.

Stages



1. Reservation

Reserve the territory on ILOCX using the account of the potential licensee: <https://app.ilocx.com/territory>.

- Once this phase is complete the potential licensee has 12 months to trigger the territorial license or lose the option.
- If you have purchased 100,000 ILO units in iLamp in the alternative offer then all these payments are considered paid.

2. Get Started

Once triggered the deposit needs to be paid, totalling \$300,000 this covers all costs to install a demonstration iLamp.

- This will include delivery and installation of an autonomous iLamp as a demonstration to land sales and mass installations.
- This also covers:
 - The costs to list on the ILOCX for all upfront and first year listing fees.
 - The building and delivery of a website for the territory.
 - All media and images, all data and point of sale aids, email addresses, and this detailed report covering competition, USP's, market size, list of potential partners, HQ assistance for news and localized promotion of iLamp in the territory.

3. The Details

Once the option fee and deposit are paid a local legal entity needs to be formed to hold the license. We will update the roadmap document on a continuous basis to establish local manufacturers, register as a local autonomous utility and expand commercial contracts and partners.

Energy and Sustainability

India's steadfast commitment to sustainability and clean energy is manifested in its progressive initiatives and strategies, including significant investments in infrastructure and a proactive approach towards improving energy efficiency. A standout initiative is the Domestic Efficient Lighting Programme (DELP), targeting the replacement of 20 million traditional light bulbs with energy-efficient LEDs. This initiative is part of India's broader ambition to reduce national power loads and save substantial sums annually.

Achieving these ambitious goals necessitates a shift towards more energy-efficient technologies. Despite the ongoing process of transitioning to LEDs, India holds enormous potential for a leapfrog in technological advancement - sidestepping a mere transition to LED and embracing advanced smart lighting solutions like iLamp. This modular, connected, and energy-efficient streetlighting system can integrate communication modules, public safety features, sensor capabilities, and more.

The effectiveness of such technologies is already visible in Indian cities that have implemented PPP projects for smart streetlighting systems. These initiatives have enhanced public safety, improved energy efficiency, and boosted local businesses while significantly reducing carbon emissions. The adoption of smart lighting solutions on a broader scale would enable India to march forward towards a more sustainable and digitally advanced future.

The fusion of India's sustainability ambitions and its technological innovation presents an ideal opportunity for smart lighting solutions like iLamp. By building partnerships with local municipalities, private entities, and key stakeholders, India can harness the potential of smart streetlighting systems to meet its environmental goals, stimulate economic growth, and create local jobs. In doing so, India has the opportunity to transform its cities into digitally progressive urban centers, leveraging the benefits that such advancements confer.

Public security and health

Road Safety

iLamp can positively impact road safety by providing optimal lighting conditions on roads and highways. Its adaptive lighting capabilities can adjust brightness according to traffic conditions, enhancing safety during peak hours and adverse weather conditions. Additionally, modular camera and communications systems can help monitor traffic, detect potential hazards, and improve response times to accidents, further improving road safety.

Pedestrian Safety

iLamp improves pedestrian safety by providing adequate lighting in areas such as sidewalks, crosswalks, and public transportation stops. Modular cameras can be used to monitor pedestrian movement and help identify potential hazards, ensuring a safer environment for walking and other outdoor activities.

Weather Monitoring Module

Weather sensors can detect changing weather conditions, such as fog, rain, or snow, and adjust the intensity and distribution of light accordingly. This adaptability enhances visibility for drivers and pedestrians in adverse weather conditions, further improving public safety.

Air Quality Module

Air quality monitoring can help track pollution levels in real-time, allowing authorities to implement appropriate measures to limit exposure and maintain a healthy environment. By monitoring and addressing air quality concerns, iLamp contributes to improved broader public health and well-being.

Communications

Communication modules can both expand telecoms coverage and facilitate the transmission of critical information to the relevant authorities and emergency services in case of accidents or security incidents. This real-time communication can help improve response times and overall public safety.

Light Pollution Reduction

The adaptive lighting capabilities of iLamp can minimize light pollution by adjusting brightness levels according to the time of day and surrounding conditions. This can contribute to a better night-time environment, reducing the impact of artificial light on wildlife and human health.

Integration with Existing Infrastructure

iLamp technology can integrate with existing sensors and infrastructure, allowing for enhanced data collection and analysis. By connecting iLamp with sensors and modules facilitating parking, traffic management, telecommunications structural, UV and noise monitoring, fire, leak and flood

detection, grid management and many more.

Communication modules can facilitate real-time data transmission between these sensors, creating a comprehensive and interconnected network enabling authorities to monitor and manage various aspects of urban living more effectively. This network of sensors can lead to improved decision-making, more efficient use of resources, and a better understanding of the urban environment.

Market Analysis

Interest in smart lighting in India has seen substantial growth in recent years, attributable to a surge in energy conservation awareness, governmental initiatives favoring green technology, and the accelerated digitization of city infrastructure. As organizations and individuals increasingly prioritize energy saving, cost reduction, and safety enhancement, the demand for intelligent lighting solutions like iLamp is set to skyrocket.

India has set audacious targets for resource and energy efficiency, aiming to boost clean energy usage and slash carbon emissions in alignment with its ambitious Domestic Efficient Lighting Programme (DELP). This commitment to sustainability has fueled the growth in the smart lighting sector, playing a vital role in curbing energy consumption and greenhouse gas emissions.

The focus on energy efficiency, climate goals, and smart city programs in India presents promising opportunities for smart lighting solutions like iLamp to be integrated into urban planning and infrastructure projects. With several cities already adopting PPP models for street lighting and others on the cusp of digital transformation, the possibilities for smart lighting are boundless. The wider push for interconnected, data-driven systems to optimize resource utilization and public safety further propels this market's growth.

Integration of Internet of Things (IoT) technologies and advanced sensors into India's streetlight infrastructure would enable real-time monitoring and control, predictive maintenance, and added features like weather monitoring, air quality assessment, and security enhancements. Smart streetlighting systems like iLamp not only contribute to energy conservation but also generate invaluable data for urban planning and development.

The drive towards sustainable street lighting in India has attracted interest and investment from both local and international companies. Several private sector entities have engaged in retrofitting projects, offering advanced lighting solutions and expertise to assist India in achieving its sustainability

India wide lighting

objectives.

With India's existing commitment to sustainability, energy efficiency, and public safety reflected in its infrastructure initiatives, there lies immense potential to transform urban landscapes using the innovative solutions offered by iLamp.

The market for the iLamp device is clearly large and varied, presenting ample potential. Its diverse applications acting as a technology hub allow it to serve multiple verticals, from smart cities and environment, to water management, energy metering, and even logistics. Its versatility and adaptability to various use cases position it as a viable solution for an array of industries. With the global push towards digitization, sustainability, and operational efficiency, iLamp can bolster India's position as a vibrant hub for smart city innovation and a trailblazer in smart urban development. Spurred by governmental initiatives and private sector participation, the market is anticipated to continue its exponential growth as India advances with its ambitious sustainability targets and further cultivates its smart city infrastructure.

The shift in India from traditional incandescent bulbs and CFLs to LED lighting has been pursued with ambition, setting a remarkable pace when compared to many other regions around the world. This momentum, combined with the positive outcomes of these projects, provides India with a distinctive opportunity to channel this energy and success to become a world leader in smart lighting and smart city innovation.

The Indian government, recognizing the potential of these advanced, energy-conserving lighting solutions, has backed several initiatives by the Bureau of Energy Efficiency (BEE) aimed at promoting the use of high-efficiency lighting products. The programs raise awareness about LED and smart lighting technology and foster a supportive environment.

Cities are embracing this commitment to sustainability and technological innovation, with over 200k lights converted in New Delhi and Mumbai. The city of Jaipur undertook a substantial project, backed by the State Government of Rajasthan, Jaipur Nagar Nigam (JNN) and ESCO (Energy Service Company), rated by the International Finance Corporation (IFC) the project's success lies not only in its environmental merits but also in the substantial energy savings and better public illumination it provides.

This ambitious transformation has led to tangible results. The project has brought about a 77% energy savings compared to baseline data, reduced maintenance costs by 50%, and ensures 95% of lights function at any given time. The project will generate savings of INR 100 crore (approx. \$14m USD)

for Jaipur Nagar Nigam and the Government of Rajasthan over the next decade through savings in energy and maintenance. The adoption of LEDs has not only curbed electricity costs but also improved street illumination, making a notable contribution to reducing accidents and crimes. iLamp is poised to ride on this momentum and spread this transformation across the country. By manufacturing lamps locally using Indian components and modules, iLamp can turn this wave of change into a truly Indian success story.

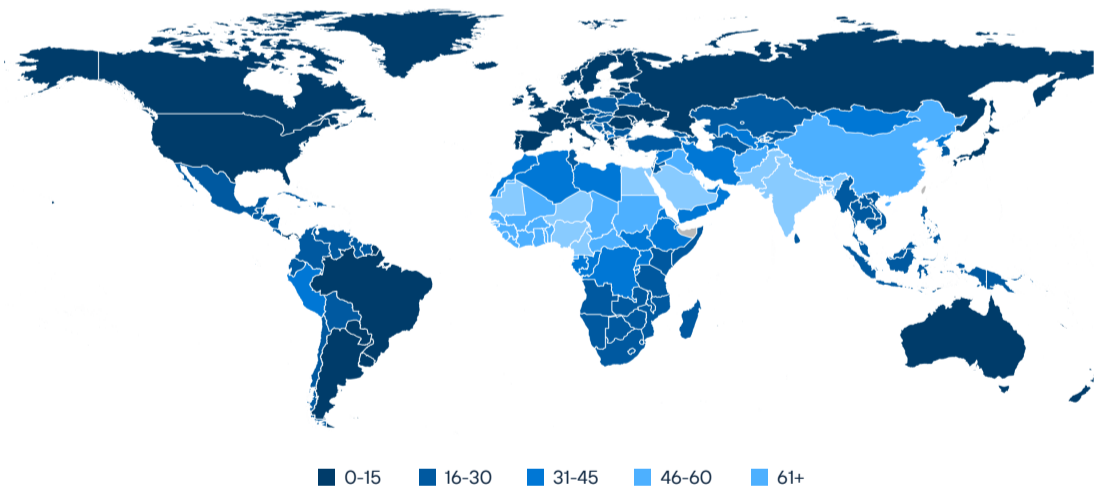
The warning signs

India, like many other nations, is witnessing an increasing prevalence of extreme weather events and various environmental challenges, driven by climate change and environmental degradation. India faces a high recurrence of extreme weather events such as floods, landslides, and cyclones. The country's exposure to particulates is also very high, with the average PM2.5 exposure for the population being 83.3, making India rank at #230 out of 230 countries covered by the source, the worst in terms of air quality.

In a 2019 global comparison, India had a very high exposure to particulates

Particulate Exposure

Mean exposure to PM2.5 in micrograms per cubic meter in 2019



89 **Notes:** PM2.5 stands for "particulate matter" of size "less than 2.5 microns in diameter." The concentration of PM2.5 in the air is measured in micrograms per cubic meter or $\mu\text{g}/\text{m}^3$
Sources: [OECD, 2022](#)

The PM2.5 exposure in India for the average population is 83.3
 The country ranks #230 in a comparison of 230 countries covered by the source

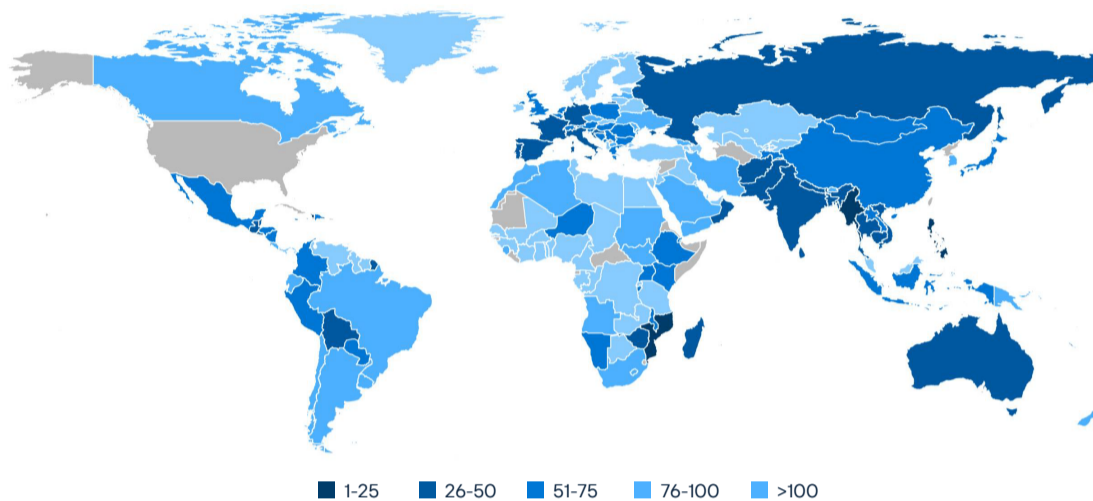
- PM2.5 are fine liquid or solid particles, such as dust or smog, which are found in the air. "2.5" refers to its size which is <2.5 microns in diameter. As a comparison, human hair is 50-70 microns in diameter

- PM2.5 is the air pollutant that poses the greatest risk to health according to the World Health Organization

In a 2000-2019 global comparison, India had a high recurrence of extreme weather events

Global Climate Risk Index

Global Climate Risk Index



92 | **Notes:** (1) Analyses and ranks to what extent countries and regions have been affected by impacts of climate related extreme weather events (storms, floods, heatwaves etc), with lower scores corresponding to more affected. The most recent data available from 2000 to 2019 was taken into account.
Sources: [Germanwatch](#) 2021

India, like many other nations, is witnessing an increasing prevalence of extreme weather events and various environmental challenges, driven by climate change and environmental degradation. India faces a high recurrence of extreme weather events such as floods, landslides, and cyclones. The country's exposure to particulates is also very high, with the average PM2.5 exposure for the population being 83.3, making India rank at #230 out of 230 countries covered by the source, the worst in terms of air quality.

The susceptibility of regions like the Lower Himalayas and parts of the Western Ghats to landslides pose significant risks, exacerbated by deforestation driven by rising population and development pressures. The denuded hillsides resulting from such activities increase the severity of landslides, impacting millions of people residing in these regions.

Floods are a common disaster in India, with the heavy southwest monsoon rains causing rivers to overflow their banks, often flooding surrounding areas causing thousands of deaths and displacing millions. Erratic and untimely monsoon rainfall can ruin crops, and with the annual precipitation totals showing a gradual decline due to a weakening monsoon circulation, increasingly frequent extreme rainfall events interspersed with longer dry spells.

Clean Energy Transition

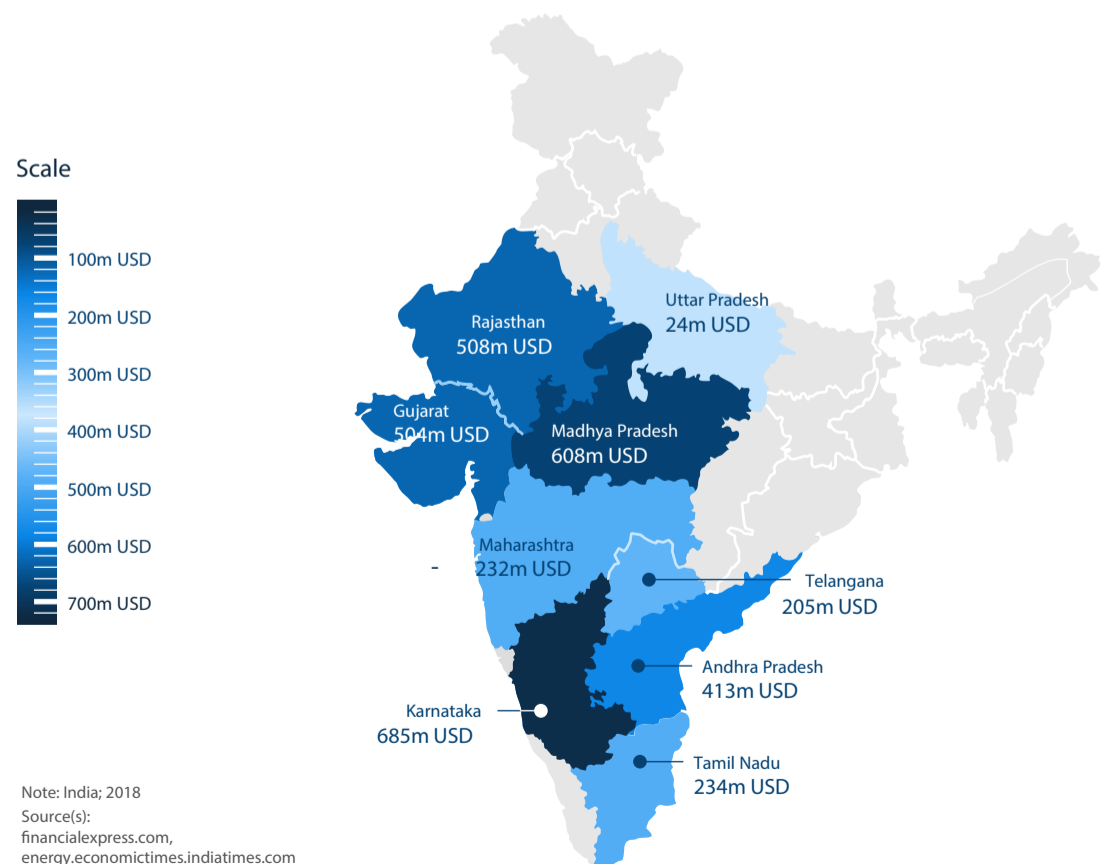
Cyclones also pose a significant threat, bringing with them heavy rains, storm surges, and winds that often isolate affected areas from relief and supplies. Notable devastating cyclones such as the 1999 Odisha cyclone, 2020's Cyclone Amphan, and 2021's Cyclone Tauktae have caused widespread destruction, resulting in significant loss of life and property.

The Indian government and various organizations are working to address these challenges and increase the resilience of the country's infrastructure and communities to these growing threats, iLamp can be used to enhance disaster preparedness, monitor active situations, aid efficient response, and ensure continuity of essential services during extreme weather events

The demand for electricity in India has been surging. In 2016, the Ministry of Power formulated the National Electricity Plan, outlining a ten-year action plan to supply electricity nationwide. This initiative, along with the Saubhagya scheme, provided electricity to nearly 99.92 percent of rural households by 2017. Despite the global decline in electricity production due to COVID-19, India demonstrated positive growth. While renewables are the global focus, coal remains the dominant energy source in India due to massive reserves, contributing about 10% of global production.

Many Indian states are implementing renewable energy projects

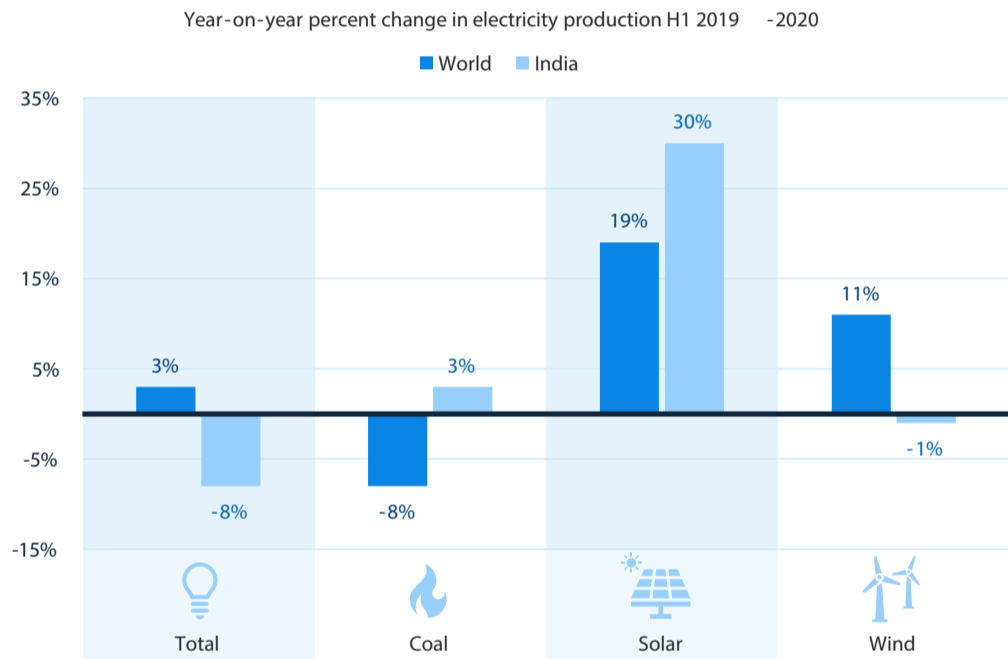
States that received project financing for RE projects in 2018



Efficiency in the coal sector is crucial for industries like steel, cement, and fertilizers. However, a shift is needed to meet carbon neutrality goals. To finance renewable sector growth, a clean energy cess was imposed on domestically produced or consumed coal in 2010. Urban areas are increasingly adopting solar energy, with new policies mandating solar water heaters in newly constructed residences. Furthermore, the commercial and industrial sector led in solar rooftop capacity, contributing over 4,000 MW in 2020.

India's long-term plan to replace coal with renewable energy

Increase in electricity demands paves way for other sources of energy



Note: H1 2019 and 2020
Source(s): Ember, saubhagya.gov.in

However, challenges persist in implementing green energy solutions. Metering and billing issues, connectivity concerns, and monitoring difficulties present significant roadblocks. As the share of variable renewables increases, it adds pressure to the already strained grid infrastructure. Establishing and maintaining microgrids for localized energy production and consumption becomes complex, particularly in rural and remote areas.

Emerging solutions like iLamp can help address these issues. iLamp's modules facilitate linking previously unlinked energy systems, creating effective and manageable microgrids. These independently powered

solutions can alleviate problems related to metering, billing, and monitoring, enhancing the efficiency and reliability of renewable energy sources.

Land allocation and high prices pose additional challenges to the clean energy transition. Infrastructure improvements are necessary, particularly in transmission and distribution lines, as the country experiences some of the highest electric power losses globally.

The Indian government aims to achieve 175 GW of renewable energy capacity by 2022, with about 100 GW expected from solar installations. Renewable energy projects are heavily financed; in 2018, ten states received project finance lending solely for renewable energy projects. The majority of this financing came from commercial banks, government-owned financial institutes, and development banks. Notably, the Rewa Solar Power project in Madhya Pradesh broke the grid parity barrier and is expected to reduce yearly carbon emissions by 1.5 million tons.

Financial Model

The iLamp India Territory financial model spans three years and focuses on selling sublicensees to just five (out of 28) states. (Uttar Pradesh, Maharashtra, Bihar, West Bengal, Madhya Pradesh). Sub-territory prices in this example are calculated at \$0.50 per lamp. The number of lamps is determined based on the equation $[(\text{total population}/100)*8.7]$.

The model is centered on the sale of iLamps, with each lamp selling for \$9,000. From this sale price, \$1,000 is paid to iLamp HQ as a royalty for each lamp. The territorial license holder buys lamps from iLamp HQ at decreasing costs over time: \$3,500 in the first year of sales, \$3,000 in year two and onwards, excluding the \$1,000 royalty. The model assumes a linear sales growth pattern, starting with just 0.1% of the local market, with a 25% year on year growth rate over the first 5 years. By manufacturing the lamps locally costs match the local production price and the territorial license holder pays only the \$1,000 royalty to iLamp.

The remaining revenue, after accounting for the costs and royalty, is considered the territory's gross profit. This gross profit, however, does not take into account installation, maintenance, or operational costs. However, the model also does not include the significant revenue generated by the streetlamps modules or any royalty taken on Power As A Service revenue due to the complexity and varying requirements of each sub-license.

iLamp India has the option to add their own royalty per lamp installed from its sub-license holders within India. For the purpose of this model, an additional \$500 royalty has been set. During the five-year period, iLamp India sells the territorial licenses for the counties at a rate of three per year, starting with the largest cities.

This financial model can be further fine-tuned to reflect the unique dynamics of the Indian market, a market which may be more amenable to a lower price point for the iLamps. Recognizing this, the license holder is well-positioned to locally manufacture the units. India, being a global leader in LED production and smart city technologies, has the capacity and resources to produce these units at a substantially lower cost. This local production advantage could feasibly reduce the lamp sales price to an estimated \$1,000 per unit. This significant reduction in cost would enable a much deeper market penetration than the 0.1% that this model initially projects. Leveraging local production capabilities can provide a strategic advantage, helping to capture a larger share of the market while still maintaining profitability in a price-sensitive market like India.

Breakdown

Territory prices for each city based on estimated number of streetlights
\$0.50/light:

Uttar Pradesh:	17,392,273 lamps * \$0.50 = \$8,696,136.50
Maharashtra:	9,776,567 lamps * \$0.50 = \$4,888,283.50
Bihar:	9,056,642 lamps * \$0.50 = \$4,528,321
West Bengal:	7,940,922 lamps * \$0.50 = \$3,970,461
Madhya Pradesh	6,318,532 lamps * \$0.50 = \$3,159,266

Total: \$25,242,468

Year 1:

Territories sold:

Uttar Pradesh, Maharashtra, Bihar

Territory sale prices:

Uttar Pradesh: **\$8,696,136.50**

Maharashtra: **\$4,888,283.50**

Bihar: **\$4,528,321**

Total territory sales revenue: **\$18,112,741**

Royalties received by territorial license holder

Royalties per lamp:	\$500
Uttar Pradesh Royalty:	17,392 lamps * \$500 = \$8,696,00
Maharashtra Royalty:	9,777 lamps * \$500 = \$4,888,500
Bihar Royalty:	9,057 lamps * \$500 = \$4,528,500
Total royalties:	\$18,113,000

County gross profit:

Lamp selling price: **\$9,000**

Costs in Yr. 1 of sales: **\$3,500**

Gross profit per lamp:

\$9,000 - \$3,500 - \$1,000 (iLamp HQ) - \$500 (iLamp India) = \$4,000

Uttar Pradesh: **\$69,568,000**

Maharashtra: **\$39,108,000**

Bihar: **\$36,228,000**

Year 2:

Territories sold:

West Bengal, Madhya Pradesh

Territory sale prices:

West Bengal: **\$3,970,461**, Madhya Pradesh: **\$3,159,266**

Total territory sales revenue: **\$7,129,727**

Royalties received by territorial license holder

Royalties per lamp: **\$500**

Uttar Pradesh Royalty: **21,740 lamps * \$500 = \$10,870,000**

Maharashtra Royalty: **12,221 lamps * \$500 = \$6,110,500**

Bihar Royalty: **7,941 lamps * \$500 = \$3,970,500**

West Bengal Royalty: **1426 lamps sold * \$500 = \$713,000**

Madhya Pradesh Royalty: **6,319 lamps * \$500 = \$3,159,500**

Total royalties: **\$29,771,000**

County gross profit:

Lamp selling price: **\$9,000**

Costs in Yr. 2 of sales: **\$3,000**

Gross profit per lamp:

\$9,000 - \$3,000 - \$1,000 (iLamp HQ) - \$500 (iLamp India) = \$4,500

Uttar Pradesh: **\$97,830,000**

Maharashtra: **\$54,994,500**

Bihar:	\$50,944,500
West Bengal:	\$35,734,500
Madhya Pradesh:	\$28,435,500

Year 3:

No territories sold

Royalties received by territorial license holder

Royalties per lamp:	\$500
Uttar Pradesh Royalty:	27,175 lamps * \$500 = \$13,587,500
Maharashtra Royalty:	15,276 lamps * \$500 = \$7,638,000
Bihar Royalty:	14,151 lamps * \$500 = \$7,075,500
West Bengal Royalty:	9,926 lamps * \$500 = \$4,963,000
Madhya Pradesh Royalty:	7,899 lamps * \$500 = \$3,949,500
Total royalties:	\$37,213,500

County gross profit:

Lamp selling price:	\$9,000
Costs in Yr. 3 of sales:	\$3,000
Gross profit per lamp:	\$9,000 - \$3,500 - \$1,000 (iLamp HQ) - \$500 (iLamp India) = \$4,000
Uttar Pradesh:	\$122,287,500
Maharashtra:	\$68,742,000
Bihar:	\$63,679,500
West Bengal:	\$44,667,000
Madhya Pradesh:	\$35,545,500

iLamp India Financial Model

Year	Territories Sold	Territory Sale Prices	Total Territory Sales Revenue	Total Royalties	Total City-Wise Revenue
1	Uttar Pradesh, Maharashtra, Bihar	Uttar Pradesh: \$8,696,137 Maharashtra: \$4,888,284 Bihar: \$4,528,322	\$18,112,743	\$22,640,500	\$221,840,000
2	West Bengal, Madhya Pradesh	West Bengal: \$3,970,461 Madhya Pradesh: \$3,159,266	\$7,129,727	\$29,771,000	\$267,939,000
3	-	-	-	\$37,213,500	\$334,921,500
4	-	-	-	\$46,517,500	\$418,657,500
5	-	-	-	\$58,147,000	\$523,473,000

Income statement iLamp India

Description	Year 1	Year 2	Year 3	Year 4	Year 5
Net Sales	40,753,243	36,900,727	37,213,500	46,517,500	58,147,000
Cost of Sales	0	0	0	0	0
Gross Profit	40,753,243	36,900,727	37,213,500	46,517,500	58,147,000
Selling & Operating	807,532	769,007	772,135	865,175	1,082,470
General and Administrative	407,532	369,007	372,135	465,175	581,470
Total Operating Expenses	1,215,064	1,138,014	1,144,270	\$1,330,350	1,663,940
Operating Income	39,538,179	35,762,713	36,069,230	45,187,150	56,483,060
Income Before Taxes	39,538,179	35,762,713	36,069,230	45,187,150	56,483,060
Income Tax	11,861,454	10,728,814	10,820,769	13,556,145	16,944,918
Net Income	27,676,725	25,033,899	25,248,461	31,631,005	39,538,142

Income statement iLamp Uttar Pradesh

Description	Year 1	Year 2	Year 3	Year 4	Year 5
Net Sales	156,528,000	195,660,000	244,575,000	305,718,750	382,148,438
Cost of Sales	96,560,137	94,457,600	118,071,200	147,588,950	184,486,188
Gross Profit	59,967,863	101,202,400	126,503,800	158,129,800	197,662,250
Selling & Operating	599,679	1,012,024	1,265,038	1,581,298	1,976,623
General and Administrative	599,679	1,012,024	1,265,038	1,581,298	1,976,623
Total Operating Expenses	1,199,358	2,024,048	2,530,076	3,162,596	3,953,246
Operating Income	\$58,768,505	99,178,352	123,973,724	154,967,204	193,709,004
Income Before Taxes	58,768,505	99,178,352	123,973,724	154,967,204	193,709,004
Income Tax	17,630,552	29,753,506	37,192,117	46,490,161	58,112,701
Net Income	41,137,953	69,424,846	86,781,607	108,477,043	135,596,303

Potential partners

India demonstrates a substantial commitment to modernization and sustainability. To support the successful implementation of iLamp's innovative streetlighting technology in the country, we have compiled a comprehensive list of valuable contacts in the construction, utility, transportation, infrastructure, and media sectors. These contacts are instrumental in driving collaborations and partnerships that will facilitate the widespread adoption of iLamp's solutions throughout India.

Baltimore Gas and Electric

<https://www.bge.com/>

BGE is the largest utility company in Maryland, serving customers in central Maryland.

Pepco

<https://www.pepco.com/>

Pepco is a major electric utility serving customers in Montgomery County and Prince George's County. Engaging with their energy efficiency or sustainability teams could help explore partnerships and initiatives related to iLamp.

Potomac Edison

https://www.firstenergycorp.com/potomac_edison.html

Potomac Edison provides electric services to customers in western Maryland, including Frederick County. Connecting with their utility owned streetlighting departments about potential projects.

Dubai Holding

<https://dubaiholding.com/en/>

Development conglomerate Dubai Holding has extended its presence in the market, acquiring real estate developer Meraas and adding it to its extensive portfolio.

Delmarva Power

<https://www.delmarva.com>

Delmarva Power serves customers in the Eastern Shore region of Maryland

Engaging with their energy efficiency or sustainability departments can provide insights into the opportunities for iLamp in their service area.

Maryland Department of Transportation

<https://mdot.maryland.gov/>

MDOT plays a significant role in transportation infrastructure across the state.

Maryland Energy Administration

<https://energy.maryland.gov>

The Maryland Energy Administration (MEA) promotes clean energy adoption and sustainability in the state.

Maryland Municipal League

<https://www.mdmunicipal.org/>

Maryland Municipal League (MML) represents municipal governments and officials in Maryland. Reaching out to the MML can help connect with various municipalities and explore partnerships or opportunities for iLamp implementation.

Maryland Smart Energy Communities

<https://energy.maryland.gov/govt/Pages/smartenergycommunities.aspx>

This initiative promotes smart and sustainable energy solutions in Maryland. Contacting them could provide insights into existing smart city projects and potential collaboration opportunities for iLamp.

Clark Construction Group

[+971 4 307 3707](tel:+97143073707)

Clark Construction Group is one of the largest construction firms in Maryland, specializing in commercial, institutional, and infrastructure projects.

Further potential contacts

Whiting-Turner

1425 Liberty Rd, Sykesville, MD
21784, United States
+14439203153

<https://www.whiting-turner.com/>

Gilbane

1215 E Fort Ave #100, Baltimore,
MD 21230, United States
+14106491750

<http://www.gilbaneco.com/>

Hensel Phelps

3333 Pennsy Dr, Landover, MD
20785, United States

<https://www.henselphelps.com/>

H&C Construction

<https://hcconstructionllc.com/ties.com/en>

Maryland Solar Energy

11436 Cronridge Dr Owings
Mills, MD 21117

marylandsolarsolutions.com

Maryland State Solar

+13018124786

14405 Laurel Pl Suite 203, Laurel
MD 20707, United States

<https://alshirawisolar.com/>

Street Lighters Electric

701 Stemmers Run Rd, Essex,
MD 21221, United States
+14103914111

<http://www.streetlighters.com>

INRG Solar

10300 Little Patuxent Pkwy,
Columbia, MD 21044, United
States

<https://www.inrg.solar/>

KW Solar Solutions

94 Childs Rd, Elkton, MD 21921,
United States

<https://www.kwsolar.net/>

City & County Councils

<https://msa.maryland.gov/msa/mdmanual/01glance/html/cocoun.html>

Construction:

- Larsen & Toubro Limited
- TDLF Limited
- Tata Projects Limited
- Reliance Infrastructure Limited

Utility:

- Tata Power
- Adani Power
- National Thermal Power Corporation Limited (NTPC)
- Power Grid Corporation of India Limited

Transportation:

- Ministry of Road Transport and Highways
- Indian Railways
- Delhi Metro Rail Corporation (DMRC)
- Adani Ports and Special Economic Zone

Developers

DLF Limited:

The largest commercial real estate developer in India, with residential, commercial, and retail properties in 15 states and 24 cities.

Godrej Properties:

Part of the Godrej Group, they are involved in a wide range of construction projects, from residential towers to commercial complexes.

Oberoi Realty:

A real estate developer based in Mumbai, they develop properties in both the residential and commercial sectors, including office spaces, retail malls, and hospitality.

Lodha Group:

Known as one of the premier real estate developers in Mumbai, they also have a global presence with developments in the UK.

Tata Housing Development Company:

A fully owned subsidiary of Tata Sons, they have a wide range of real estate development projects, including large townships and commercial projects.

Sobha Limited:

Based in Bangalore, they operate in various cities across India and have a significant presence in the residential and contractual sectors.

Prestige Estates Projects Ltd:

Based in Bangalore, they have a wide portfolio encompassing residential, commercial, retail, and hospitality segments.

Indiabulls Real Estate:

It's one of the largest real estate companies in India, with a diversified presence in both commercial and residential real estate development.

Brigade Group:

A leading property developer in South India, particularly in Bangalore, they are known for a wide range of projects including residential, offices, retail, and hospitality.

Mahindra Lifespace Developers:

The real estate and infrastructure arm of the Mahindra Group, they have a significant presence in multiple cities across India.

Uttar Pradesh:

- Uttar Pradesh Rajya Vidyut Utpadan Nigam (UPRVUNL)
- Uttar Pradesh Power Corporation Limited (UPPCL)
- Uttar Pradesh State Road Transport Corporation (UPSRTC)
- Jaiprakash Associates Limited - Infrastructure and Construction

Maharashtra:

- Maharashtra State Power Generation Company Ltd (Mahagenco)
- Maharashtra State Electricity Distribution Company Limited (MSEDCL)
- Maharashtra State Road Development Corporation (MSRDC)
- Godrej Properties - Construction and Real Estate

Bihar:

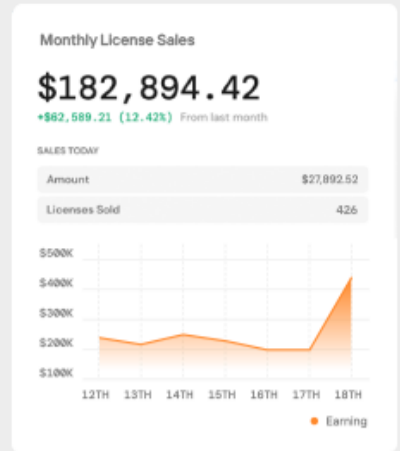
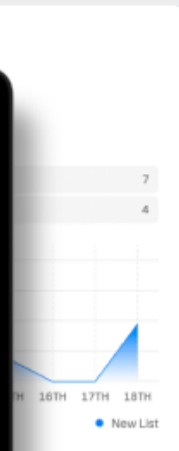
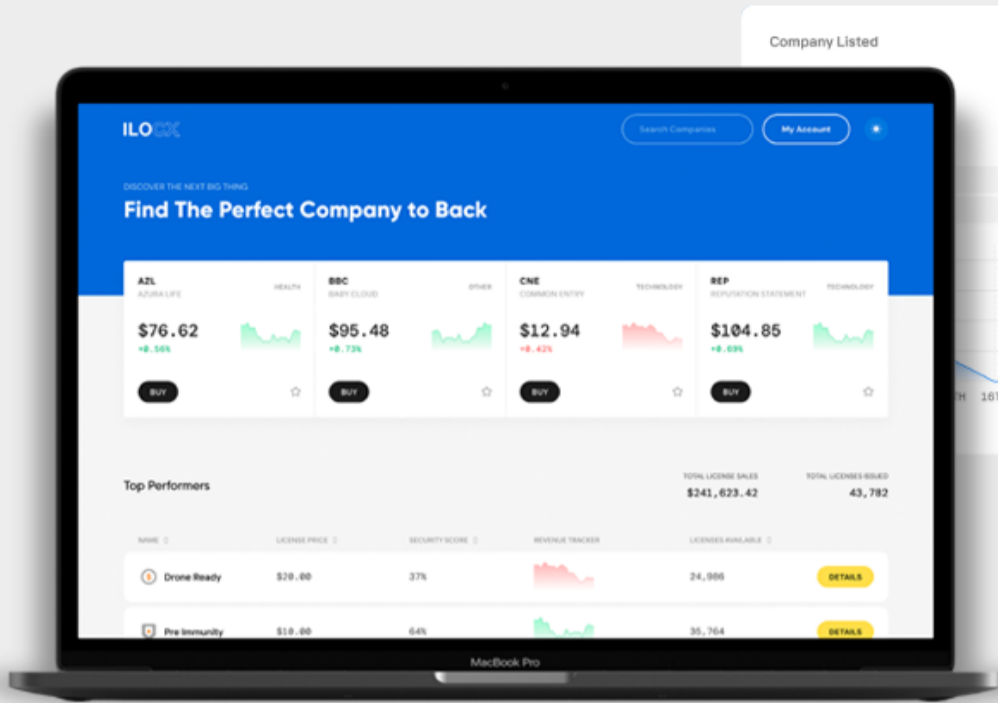
- Bihar State Power Holding Company Limited
- Bihar State Road Development Corporation Ltd.
- Bihar Rajya Pul Nirman Nigam Limited (BRPNL) - State Bridge Construction Corporation
- Bihar State Building Construction Corporation Limited (BSBCCL)

West Bengal:

- West Bengal Power Development Corporation Limited (WBPDCCL)
- West Bengal State Electricity Distribution Company Limited (WBSEDCL)
- West Bengal Highway Development Corporation Limited (WBHDCL)
- Shapoorji Pallonji Group - Infrastructure and Construction

Madhya Pradesh:

- Madhya Pradesh Power Generating Company Limited (MPPGCL)
- Madhya Pradesh Madhya Kshetra Vidyut Vitaran Company Limited (MPMKVVCL)
- Madhya Pradesh Road Development Corporation Ltd (MPRDC)
- Dilip Buildcon Limited - Infrastructure and Construction



Your ILO listing

List using the ILO Framework to raise money to finance your exclusive iLamp license while building local support and an online sales team to drive pre-sales.



RAISE MONEY AS YOU NEED IT

Get access to the funds you need, as you need them, smoothing your fundraising process.



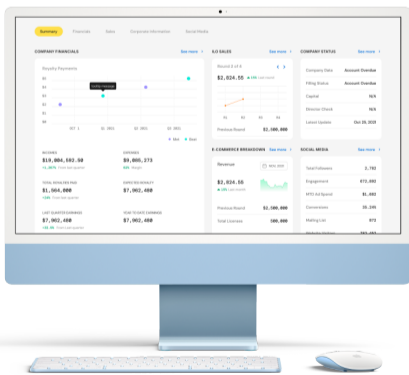
BUILD A TEAM

ILOCX framework helps companies to build effective teams that are properly rewarded.



REWARD PARTICIPATION

Incentivize buyers with ILOCX rewards, your own affiliate program, and license classes.



Listing Requirements

iLamp licenses are prequalified to list and receive an ILO instance and will be priority listed through our streamlined process with a dedicated listing manager.

Listing fees for iLamp licenses are waived for the first year, then only \$25,000 per year.

Listings with over \$1 million in sales are listed on the board at ILOCX.com.

100+

Total companies listed

Millions

Total licenses issued

10X

Returns already booked